

# MOBILE COMPUTER

## GS T54 T54U T58

### Scan service interface definition



GENERALSCAN



### Disclaimer

This manual can only be provided to qualified customers (individuals or organizations) through attachment in encrypted e-mail, and watermark of customers' e-mail address or company name has been used as signature in the manual. GENERALSCAN reserves the right to investigate legal responsibility against other illegal means to transmission.

GENERALSCAN reserves the right to make changes to the product specifications and this manual without any statements. Customers can contact the technical support of this manual to get the latest version of the product specifications and manual. GENERALSCAN will not take any responsibility for the loss, damage and any other liability caused by the described information in this manual.

Please carefully evaluate whether this product is applicable to your application scenario. For special use, including but not limited to aviation, aerospace, military, medical and life support systems, GENERALSCAN cannot guarantee the applicability and will not take any responsibility.

This manual cannot be used as the basis for the authorization of intellectual property rights (including but not limited to patents, trademarks, software copyrights).

# GENERALSCAN

# Scan service interface definition

## CONTENTS

Scan sound switch .....	4
Scan vibration switch .....	4
Continuous scan switch .....	4
Time interval setting .....	4
Power-on auto-start setting .....	5
Barcode end character setting .....	5
Barcode sending method .....	5
Barcode broadcast settings .....	6
Barcode parameter setting .....	6
Filter first and last space switch .....	7
Barcode prefix setting .....	7
Barcode suffix setting .....	7
Stop scanning service .....	7
Start scanning service .....	8
Filter invisible characters .....	8
Continuous light mode setting .....	8
Get scan code picture .....	8
Trigger scan .....	9



## Scan sound switch

action	com.android.scanner.service_settings
extra	sound_play
Value	boolean, true or false, default true

Example:

```
Intent intent = new Intent("com.android.scanner.service_settings");
    intent.putExtra("sound_play", true);
    sendBroadcast(intent);
```

## Scan vibration switch

action	com.android.scanner.service_settings
extra	vibrate
Value	boolean, true or false, default true

Example:

```
Intent intent = new Intent("com.android.scanner.service_settings");
    intent.putExtra("vibrate", true);
    sendBroadcast(intent);
```

## Continuous scan switch

action	com.android.scanner.service_settings
extra	scan_continue
Value	boolean, true or false, default false

Example:

```
Intent intent = new Intent("com.android.scanner.service_settings");
    intent.putExtra("scan_continue", true);
    sendBroadcast(intent);
```

## Time interval setting

action	com.android.scanner.service_settings
extra	interval
Value	int, default 0

Example:

```
Intent intent = new Intent("com.android.scanner.service_settings");
    intent.putExtra("interval", 3000);
    sendBroadcast(intent);
```





## Power-on auto-start setting

action	com.android.scanner.service_settings
extra	boot_start
Value	boolean, true or false, default true

Example:

```
Intent intent = new Intent("com.android.scanner.service settings");
    intent.putExtra("boot start", true);
sendBroadcast(intent);
```

## Barcode end character setting

action	com.android.scanner.service_settings
extra	endchar
Value	The terminator attached to the end of the barcode, string type, pay attention to case, support the following types: <ul style="list-style-type: none"> <li> "ENTER": enter</li> <li> "TAB": TAB</li> <li> "SPACE": space</li> <li> "NONE": No terminator //default value</li> </ul>

Example:

```
Intent intent = new Intent("com.android.scanner.service settings");
    intent.putExtra("endchar", "ENTER");
sendBroadcast(intent);
```

## Barcode sending method

action	com.android.scanner.service_settings
extra	barcode_send_mode
Value	The scanning service sends the barcode after scanning, the string type, pay attention to the case, and supports the following types: <ul style="list-style-type: none"> <li>"FOCUS": Focus input</li> <li>"FOCUS_OVERWRITE": Focus input, overwrite existing content</li> <li>"BROADCAST": Broadcast //default value</li> <li>"CLIPBOARD": Clipboard</li> </ul>

Example:

```
Intent intent = new Intent("com.android.scanner.service settings");
    intent.putExtra("barcode send mode", "BROADCAST");
sendBroadcast(intent);
```

## Barcode broadcast settings

### Barcode broadcast name

action	com.android.service_settings
extra	action_barcode_broadcast
Value	String type, the default is: "com.android.server.scannerservice.broadcast"

### Barcode key value name

action	com.android.service_settings
extra	key_barcode_broadcast
Value	String type, the default is: "scannerdata"

### Example:

```
Intent intent = new Intent("com.android.service settings");
intent.putExtra("action barcode broadcast",
    "com.android.server.scannerservice.broadcast");
intent.putExtra("key barcode broadcast", "scannerdata");
sendBroadcast(intent);
If the broadcast name is not changed, the result broadcast is received
by default
com.android.server.scannerservice.broadcast
Just read the key value "scannerdata" to get the result.
```

## Barcode parameter setting

action	com.ygf.scan_service_control_action
extra1	command
Value	Fixed value "setScanningParameter"
extra2	param
Value	int
extra3	value
Value	int

### Example:

```
Intent intent = new Intent("com.ygf.scan service control action");
intent.putExtra("command", "setScanningParameter");
intent.putExtra("param", 8610);
intent.putExtra("value", 1);
sendBroadcast(intent);
```

## Filter first and last space switch

action	com.android.scanner.service_settings
extra	filter_prefix_suffix_blank
Value	boolean, true or false, default false

Example:

```
Intent intent = new Intent("com.android.scanner.service_settings");
    intent.putExtra("filter prefix suffix blank", true);
sendBroadcast(intent);
```

## Barcode prefix setting

action	com.android.scanner.service_settings
extra	prefix
Value	String type, the default is a null character

Example:

```
Intent intent = new Intent("com.android.scanner.service_settings");
    intent.putExtra("prefix", "testprefix");
sendBroadcast(intent);
```

## Barcode suffix setting

action	com.android.scanner.service_settings
extra	suffix
Value	String type, the default is a null character

Example:

```
Intent intent = new Intent("com.android.scanner.service_settings");
    intent.putExtra("suffix", "testsuffix");
sendBroadcast(intent);
```

## Stop scanning service

Action:

com.eastaeon.scandecoderservice.ShunfengControlService.ACTION\_PAUSE

## Start scanning service

Action:

com.eastaeon.scandecoderservice.ShunfengControlService.ACTION\_START

action	com.android.scanner.service_settings
extra	filter_invisible_chars
Value	boolean, true or false, default false

## Filter invisible characters

Example:

```
Intent intent = new Intent("com.android.scanner.service settings");
    intent.putExtra("filter invisible chars ", true);
sendBroadcast(intent);
```

## Continuous light mode setting

This setting can only control the light emitting mode of the side buttons and floating buttons, which is off by default

Example:

```
//Turn on continuous scanning
Intent intent = new Intent("com.android.scanner.service settings");
    intent.putExtra("scan continue", true);
sendBroadcast(intent);
```

## Get scan code picture

action	com.ygf.scanner.image
extra	jpegData
Value	byte[]
barcode	
Value	String



## Trigger scan

### Example:

```
//Trigger continuous scan
Intent intent = new Intent("com.ygf.floatingbutton.KEY_DOWN");

intent.putExtra("command", "startScan");
sendBroadcast(intent);

//Stop continuous scan
Intent intent = new Intent("com.ygf.floatingbutton.KEY_DOWN");
intent.putExtra("command", "stopScan");
sendBroadcast(intent);

//Trigger a single scan, and automatically stop after the scan is
completed or after a timeout
Intent intent = new Intent("com.ygf.floatingbutton.KEY_DOWN");
intent.putExtra("command", "startScanOneTimes");
sendBroadcast(intent);
```

# GENERALSCAN