

GENERALSCAN

GS M72 DPM MOBILE COMPUTER

QUICK USER GUIDE



EN

■ INTRODUCTION

Thank you for choosing our Generalscan GS M72 DPM Mobile Computer.

This guide gives you the information you will need to operate GS M72 DPM Mobile Computer. If there are any further questions, please contact **support@generalscan.cloud**.

■ COPYRIGHT

GENERALSCAN trademarks are registered in many countries around the world. Generalscan Inc, and/or its subsidiaries, all rights reserved.

This manual contains proprietary information of Generalscan. It is intended solely for the information and use of parties operating and maintaining the equipment described herein. Such proprietary information may not be used, reproduced, or disclosed to any other parties for any other purpose without the expressed written permission of Generalscan.

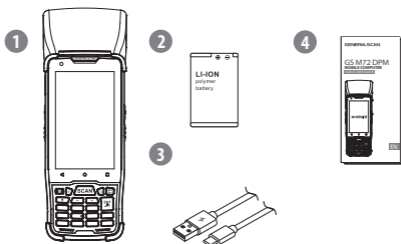
All specifications and signs in this guide are subject to change without notice.

All software without licenses shall not be transferred to others.

■ BATTERY SAFETY

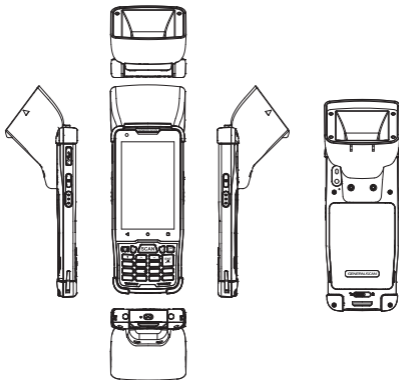
- Do not immerse or expose to water or other liquids, or expose to fire, explosion, or other hazard.
- Do not disassemble or open, crush, bend or deform, puncture, or shred.
- Do not short circuit a battery or allow metallic or conductive objects to contact the battery terminals.
- Do not use the battery if it is bulging, deformed or damaged.
- To charge the mobile device battery, the battery and charger temperatures must be between +32 °F and +104 °F (0 °C and +40 °C).
- Do not use batteries other than those provided by GENERALSCAN, otherwise we will not be responsible for the consequences.
- Dispose of batteries according to instructions.
- Please follow local regulations to promptly dispose of used rechargeable batteries.

UNPACKING

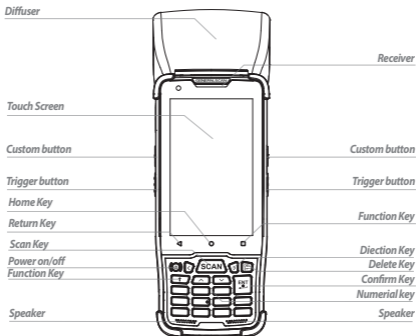


- ① GS M72 DPM × 1 ② Battery × 1 ③ USB Type-C Cable × 1
④ Quick user guide × 1

MULTI-ANGLE APPEARANCE

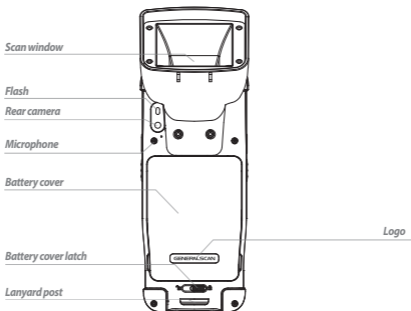


FEATURES



Fn key can switch numbers, uppercase letters, lowercase letters and function keys. You can reference detailed status according to changes on the up right corner.

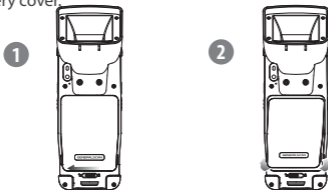
Up and **down** direction keys can adjust volume after **Fn** key switched to function keys.



INSTALLING THE BATTERY AND SIM CARD

A. Remove the Battery Cover

Move the latch to the left, then open and remove the battery cover.



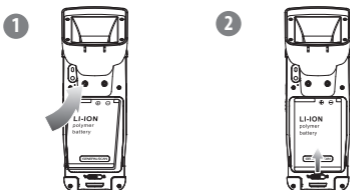
B. Assemble the SIM Card and TF Card.

Put the SIM Card and TF Card separately into the slots according to the icon on the label.



C. Assemble the Battery

Align the top of the battery into the battery compartment and press the battery down until it snaps into place. Then move up the battery latch.



D. Installing the Battery Cover

Put the battery cover back, then push the latch to the right to lock it up.



POWER ON AND POWER OFF



Power on

Press the Power button for about 3 seconds to turn it on.




Power off

Press the Power button for about 3 seconds until the menu displays, then tap Power off.



Restart

When the GS M72 DPM doesn't work, or system crash, press the power button about 10 seconds to force it to restart.



Setting

Scanning parameters can be set by ScanSettings APP; Advanced settings can be set by AdvanceSettings APP. Password "654321" needs to be typed-in at the first time use after starting up.

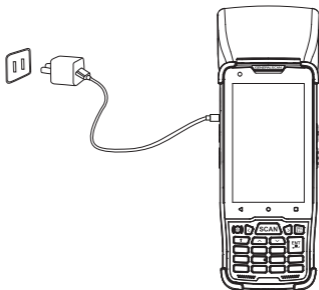


CHARGING

There are two ways to charge:

A. Charging by a common USB-Type C cable

Plug the USB-Type C cable into the charging interface. Use the adapter providing 5V DC power.



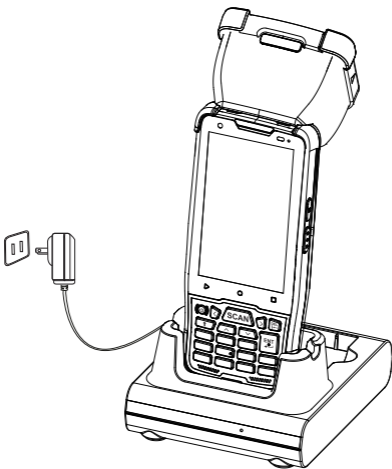
CHARGING

B. Charging by a single slot charger

Plug the DC connector into the charger interface.

Use the adapter providing 12V 2A DC power.

Then place the PDA into the charger.



LED INDICATORS AND AUDIO PROMPT

<i>Charging</i>	Red LED Being on
<i>Charging 100%</i>	Green LED Being on
<i>Bluetooth pairing successfully</i>	Beep
<i>Decode successfully</i>	Beep



Warranty Information

For Generalscan products warranty information, please visit www.generalscan.cloud/warranty



Service Information

If there is any problem of Generalscan products, please visit www.generalscan.cloud/services

GENERALSCAN

QUICK USER GUIDE

FOR GS M72 DPM

Email: Support@generalscan.cloud

©GENERALSCAN All rights reserved.

Version 1.0



886783009701